

Interior Finishes Schedule

Schedule Number A-SCH-002
Project Name Goodwood Apartments
Project Address 136 Goodwood Road, Goodwood SA
Client Bud Urban Developments
Project Number 11856

Date: 06.05.2019
Issue: Preliminary

	Revision	Date	Description
(Revisions Highlighted)	T02	24.05.2019	For Tender
	T01	06.05.2019	For Tender

Notes

Contractor to confirm all finishes specifications prior to construction
At all times contractors are to comply with finishes manufacturers installation instructions
Refer to drawings for specific finishes locations
This document must be cross reference with all drawings
DKO Architecture Pty Ltd take no responsibility for materials and finishes not installed or applied as per manufacturer's instructions









Melbourne
Suite 2/112 Newquay Promenade
Docklands, VIC 3008
Telephone +61 3 8601 6000


Sydney
119 Redfern Street
Redfern, NSW, 2016
Telephone +61 2 8346 4500





Auckland
48 High Street
Auckland, NZ, 1010
Telephone +64 9 9 973 4309

Code	Item	Light Scheme Description	Dark Scheme Description	Supplier	Location	Rev	Image	Comments
F-01	Ceiling Paint <i>General</i>	Brand: Dulux Range: Professional Fast Finish Code: SW1F4 Colour: Natural White Finish: Flat	Brand: Dulux Range: Professional Fast Finish Code: S12A1Q Colour: Brume Quarter Finish: Flat	Dulux C: Jacqui Mcshane T: 13 23 77 M: 0481 013 230	Ceilings As Noted		Light Scheme	Refer drawings for extents.
							Dark Scheme	
F-02	Wall Paint <i>General</i>	Brand: Dulux Range: Wash & Wear Low Sheen Code: SW1F4 Colour: Natural White Finish: Low Sheen	Brand: Dulux Range: Wash & Wear Low Sheen Code: S12A1Q Colour: Brume Quarter Finish: Low Sheen	Dulux C: Jacqui Mcshane T: 13 23 77 M: 0481 013 230	Ceilings As Noted		Light Scheme	Refer drawings for extents.
							Dark Scheme	




Code	Item	Light Scheme Description	Dark Scheme Description	Supplier	Location	Rev	Image	Comments
F-03	Carpet	Brand: Norman Ellison Composition: Tufted – Hardtwist Cut Pile 100% Wool Range: Cawarra Twist Colour: Antler Code: 87/5799	Brand: Norman Ellison Composition: Tufted – Hardtwist Cut Pile 100% Wool Range: Cawarra Twist Colour: Herd Code: 157/5799	Cavalier Bremworth C: Patricia Esser M: 0410 962 934	Floors As Noted	-	Light Scheme  Dark Scheme 	Refer drawings for extents. Underlay as required.
F-04	Reconstitut -ed Stone <i>Standard</i>	Brand: Quantum Quartz Range: Deluxe Colour: Graphite Finish: Matt Thickness: 20mm	Brand: Quantum Quartz Range: Deluxe Colour: Carbon Finish: Matt Thickness: 20mm	Quantum Quartz C: Stephanie Morgan M: 0439 722 387	Joinery As Noted	-	Light Scheme  Dark Scheme 	Refer drawings for extents.

Code	Item	Light Scheme Description	Dark Scheme Description	Supplier	Location	Rev	Image	Comments
	Natural Stone <i>Upgrade Option</i>	Brand: Signorino Colour: Jeremiel Light Finish:Honed Size: Slab	Brand: Signorino Colour: Hasmal Finish: Honed Size: Slab	Signorino C: Yulia Maydurova M:0412 562 678	Joinery as Noted	-	<div>Light Scheme</div>  <div>Dark Scheme</div> 	Refer drawings for extents. Upgrade Apartments only


Code	Item	Light Scheme Description	Dark Scheme Description	Supplier	Location	Rev	Image	Comments
F-05	Engineered Timber Flooring	Brand: Woodcut Range: Premium Colour: White Oiled Finish: UV Oil Size: 190mmW x 15mmH x 1900mmL	Brand: Woodcut Range: Premium Colour: Roman Grey Finish: UV Oil Size: 190mmW x 15mmH x 1900mmL	Woodcut C: Mary Kanati M: 0450 554 549	Floors As Noted	-	<div>Light Scheme</div>  <div>Dark Scheme</div> 	Refer drawings for extents and board direction. Dual bond to required substrate.

Code	Item	Light Scheme Description	Dark Scheme Description	Supplier	Location	Rev	Image	Comments
F-06	Timber Laminate	Brand: Polytec Range: Melamine Colour: Coastal Oak Finish: Woodmatt	Brand: Polytec Range: Melamine Colour: Bottega Oak Finish: Woodmatt	Polytec C: Sarah Timpano M: 0436 687 526	Joinery As Noted	-	<div>Light Scheme</div>  <div>Dark Scheme</div> 	Refer drawings for extents and grain direction. Edging to match.
F-07	Melamine	Brand: Laminex Range: Melamine Colour: White	Brand: Laminex Range: Melamine Colour: Grey	Laminex Group C: Raji Hedge M: 0467 710 945	Joinery As Noted	T02	<div>Light Scheme</div>  <div>Dark Scheme</div> 	Refer drawings for extents and grain direction. ABS edging to match.

Code	Item	Light Scheme Description	Dark Scheme Description	Supplier	Location	Rev	Image	Comments
F-08	Toughened Mirror	Brand: Viridian Range: MirraStar Finish: Clear Toughened Thickness: 6mm	Brand: Viridian Range: MirraStar Finish: Grey Toughened Thickness: 6mm	Viridian C: Con Kantis T: 03 9535-9857 M: 0423 820 884	Splashback As Noted		<div>Light Scheme</div>  <div>Dark Scheme</div> 	Refer drawings for extents. All edges to be polished.
F-09	Wall & Floor Tile	Brand: Surface Gallery Range: Pinnacle Colour: White Finish: Matt Code: SG263-PINWM Dimensions: 600X600mm	Brand: Surface Gallery Range: Santora Colour: Grey Finish: Matt Code: SG160-SANGREYM Dimensions: 600X600mm	Surface Gallery C: Cecilia Jenkins M: 0438 433 379	Walls & Floors As Noted	-	<div>Light Scheme</div>  <div>Dark Scheme</div> 	Refer drawings for extents. 3mm grout lines

Code	Item	Light Scheme Description	Dark Scheme Description	Supplier	Location	Rev	Image	Comments
	Grout	Brand: Ardex Colour: Misty Grey Code: 341	Brand: Ardex Colour: Slate Grey Code: 311	Ardex Australia T: 1300 788 780				Refer drawings for extents.
F-10	Mirror	Brand: Viridian Range: MirraEcho Finish: Clear Thickness: 6mm	Brand: Viridian Range: MirraEcho Finish: Clear Thickness: 6mm	Viridian C: Con Kantis T: 03 9535-9857 M: 0423 820 884	Throughout As Noted			Refer drawings for extents. All edges to be polished.
F-12	Door Paint <i>General</i>	Brand: Dulux Range: Professional Fast Finish Code: SW1F4 Colour: Natural White Finish: Semi-Gloss	Brand: Dulux Range: Professional Fast Finish Code: S12A1Q Colour: Brume Quarter Finish: Semi-Gloss	Dulux C: Jacqui Mcshane T: 13 23 77 M: 0481 013 230	Doors As Noted		<p>Light Scheme</p>  <p>Dark Scheme</p> 	Refer drawings for extents.

Page 9 of 11

Code	Item	Light Scheme Description	Dark Scheme Description	Supplier	Location	Rev	Image	Comments
F-15	Ceiling Paint <i>Wet Areas</i>	Brand: Dulux Range: Professional Fast Finish Code: SW1F4 Colour: Natural White Finish: Flat	Brand: Dulux Range: Professional Fast Finish Code: S12A1Q Colour: Brume Quarter Finish: Flat	Dulux C: Jacqui Mcshane T: 13 23 77 M: 0481 013 230	Ceilings As Noted		<div>Light Scheme</div> <div>Dark Scheme</div> 	Refer drawings for extents.

Code	Item	Light Scheme Description	Dark Scheme Description	Supplier	Location	Rev	Image	Comments
F-16	Powdercoat	Brand: Dulux Range: Electro Powdercoat Code: 9061200F Colour: Flat White Finish: Flat	Brand: Dulux Range: Electro Powdercoat Code: 9069116F Colour: Black Ace Finish: Flat	Dulux C: Jacqui Mcshane T: 13 23 77 M: 0481 013 230	Joinery handles, as noted		<div>Light Scheme: </div> <div>Dark Scheme: </div>	<div>Refer to drawings for extent.</div> <div>Refer to FFE schedule for applicable joinery handle</div>